












PREMIUM PRODUCT

HK HIGH VISION

Estructura perfecta, rental, Gabinetes de aluminio de alta resistencia
Modulos led de exterior, Vida util superior 100.00hs

ENTRY LEVEL:

-  Low consumption
-  Super light
-  Format 16:9
-  High resistance cabinet
-  High refresh rate
-  Indoor product
-  Double sid lock
-  Spectacular colors



INDOOR MODELS

HK IRON960-I Model No.	Dots/m2	Pixel Pitch (mm)	Pixel Composition	Lamp	Refresh rate	Scan Mode	Brightness (cd/m ²)	HUB	Power Consumption W/m ²	Average Power Consumption	Cabinet Size
Indoor Full color P1.0-Q Pro	1000000Dots/m ²	1	RGB	4 in 1	≥3840 HZ	constant current, 1/40 Scan	≥450nits	HUB320	750W	250W	640x480mm
Indoor Full color P1.25-Q Pro	640000dots/m ²	1,25	RGB	SMD1010	≥3840 HZ	constant current, 1/32 Scan	≥450nits	HUB320	560w	180w	640x480mm
Indoor Full color P1.37-Q Pro	525625Dots/m ²	1,37	RGB	SMD1010	≥3840 HZ	constant current, 1/29 Scan	≥450nits	HUB320	560w	180w	640x480mm
Indoor Full color P1.53-Q Pro	422500Dots/m ²	1,53	RGB	SMD 1010	≥3840 HZ	constant current, 1/26 Scan	≥450nits	HUB320	560w	180w	640x480mm
Indoor Full color P1.66-Q Pro	360000Dots/m ²	1,66	RGB	SMD 1010	≥3840 HZ	constant current, 1/32 Scan	≥450nits	HUB320	560w	180w	640x480mm
Indoor Full color P1.83-Q Pro	295664Dots/m ²	1,83	RGB	SMD 1515	≥3840 HZ	constant current, 1/29 Scan	≥450nits	HUB320	560w	180w	640x480mm
Indoor Full color P1.86-Q Pro	288906Dots/m ²	1,86	RGB	SMD 1515	≥3840 HZ	constant current, 1/43 Scan	≥450nits	HUB75E	560w	180w	640x480mm
Indoor Full color P2-Q Pro	250000ots/m ²	2	RGB	SMD 1515	≥3840 HZ	Constant Current, 1/40 Scan	≥450nits	HUB75E	450w	150w	640x480mm
Indoor Full color P2.5-Q Pro	160000 Dots/m ²	2,5	RGB	SMD 2020	≥3840 HZ	Constant Current, 1/32 Scan	≥450nits	HUB75E	440W	150W	640x480mm
Indoor Full color P2.5-Q E	160000 Dots/m ²	2,5	RGB	SMD 2020	≥1920 HZ	Constant Current, 1/32 Scan	≥450nits	HUB75E	440W	150W	640x480mm
Indoor Full color P3.0-Q Pro	105625 Dots/m ²	3	RGB	SMD 2020	≥3840 HZ	Constant Current, 1/26Scan	≥450nits	HUB75E	420W	150W	640x480mm
Indoor Full color P3.0-Q E	105625 Dots/m ²	3	RGB	SMD 2020	≥1920 HZ	Constant Current, 1/26Scan	≥450nits	HUB75E	420W	150W	640x480mm
Indoor Full color P4-Q Eco	62500 dots/m ²	4	RGB	SMD 2020	≥1920 HZ	Constant Current, 1/20 Scan	≥450nits	HUB75E	420W	150W	640x480mm